



# PLATTE COUNTY BOARD OF ELECTION COMMISSIONERS


STATE OF MISSOURI )  
COUNTY OF PLATTE )

We, Edward P. Davis, Stephen Foster, Bruce E. Kerr, and Kurt Killen being qualified voters of Platte County and per Statute section 115.499(1) RSMo 1986 the Verification Board, hereby certify the attached results are a true, correct and complete abstract of all votes cast in said County at the GENERAL MUNICIPAL election held on APRIL 2, 2024 as shown by the returns made to the Board of Election Commissioners Office by the various and respective precincts, and the absentee ballots, for the said election on all issues and questions submitted thereon.

IN TESTIMONY WHEREOF, we hereunto subscribe our signatures.

  
Democratic Board Member

  
Democratic Board Member


  
Republican Board Member

  
Republican Board Member

Subscribed and Sworn to before me this 5<sup>th</sup> day of April, 2024.

  
Director of Elections

  
Director of Elections



# PLATTE COUNTY BOARD OF ELECTION COMMISSIONERS

---

Stephen Foster, Commissioner  
Bruce E. Kerr, Secretary  
Jared Welch, Attorney  
Chris Hershey, Director

---



---

Edward P. Davis, Chairman  
Kurt Killen, Commissioner  
Scott Campbell, Attorney  
Wendy M. Flanigan, Director

---

2600 NW Prairie View Road P.O. Box 560 Platte City, MO 64079 816/858-4400 Fax 816/858-3387

## **April 2, 2024—General Municipal Election Write-In Candidate Results—OFFICIAL**

### **City of Camden Point—Alderman Ward 1**

Donn Swaggerty:	1
Tanya Hayes. :	2
Evan Hill:	2
Greg Barr:	1
Travis Hill:	1
Jimmy Henley:	1
Josh Jolly:	5
Joshua Jolly:	1
Sandra Stubbs:	1
CJ Brocknitt:	1
Kurt Dutcher:	1
John Underhill:	1
John King:	1
John D. King:	1
Phil Jenkins:	1
Alex Ames:	1

### **Village of Ferrelview—Trustee**

None

### **City of Houston Lake—Alderman—North Ward 2**

Mary Head:	2
Katherine Stockbauer:	2
Max Keith Carey:	9
Keith Carey:	1
Chuck Stone:	1

### **City of Houston Lake—Alderman—South Ward 1**

Sarah Lorrington:	1
Sarah Loring:	5

Three handwritten signatures in black ink. The top signature is "Edward P. Davis" with a large flourish. The middle signature is "Stephen Foster". The bottom signature is "Bruce E. Kerr".


**Village of Iatan—Trustees**

John Parsons:	5
Barbara Carter:	5
Cassandra Hopper:	2
Zeb Hopper:	3
Carlen Carter:	3
Zebulon Hopper:	2
Kassandra Hopper:	2
Caren Carter:	1
Carol Murdock:	1

PlatteCounty Health Department

Turnout

Jurisdiction Wide	Reg. Voters		Ballots Cast		% Turnout		Reg. Voters	Total Votes		Zachary Kroenke (NP)		Jeffrey Kingsley (NP)		Write-in
	Voters	Ballots Cast	%	Turnout	Voters	Total Votes		Votes	(NP)	Votes	(NP)			
01 Riverside / 03 Northmoor	2889	171	5.92%	2889	232	115	49.57%	111	47.84%	6	2.59%			
02 Prairie Point	1084	81	7.47%	1084	121	61	50.41%	58	47.93%	2	1.65%			
04 Houston Lake / 37 Southeast	3751	215	5.73%	3751	329	158	48.02%	158	48.02%	13	3.95%			
05 Parkville	2934	245	8.35%	2934	329	161	48.94%	156	47.42%	12	3.65%			
06 Par 4	3682	176	4.78%	3682	267	129	48.31%	132	49.44%	6	2.25%			
07 Platte Hills / 15 Hampton East	2245	113	5.03%	2245	172	80	46.51%	82	47.67%	10	5.81%			
08 Platte Woods / 36 Park Hill	1546	108	6.99%	1546	159	80	50.31%	75	47.17%	4	2.52%			
09 Lake Waukomis	699	148	21.17%	699	201	97	48.26%	101	50.25%	3	1.49%			
10 Weatherby Lake	1621	481	29.67%	1621	625	310	49.60%	308	49.28%	7	1.12%			
11 Embassy	1523	150	9.85%	1523	224	112	50.00%	110	49.11%	2	0.89%			
12 Farley	476	49	10.29%	476	87	43	49.43%	44	50.57%	0	-			
13 Hampton West	3194	170	5.32%	3194	248	116	46.77%	119	47.98%	13	5.24%			
14 Platte City	2615	503	19.24%	2615	685	344	50.22%	335	48.91%	6	0.88%			
16 Beverly / 17 Tracy / 28 Settles Station	784	165	21.05%	784	207	104	50.24%	102	49.28%	1	0.48%			
18/19 Weston et al	2275	321	14.11%	2275	422	200	47.39%	217	51.42%	5	1.18%			
23 New Market / 24 Dearborn	815	185	22.70%	815	281	137	48.75%	140	49.82%	4	1.42%			
25 Edgerton / 26 Ridgely	1189	191	16.06%	1189	246	125	50.81%	117	47.56%	4	1.63%			
27 Camden Point	619	127	20.52%	619	169	80	47.34%	86	50.89%	3	1.78%			
29 Hoover / 43 Shiloh	2118	432	20.40%	2118	571	285	49.91%	281	49.21%	5	0.88%			
30 Ferrelview/31 Mid-Continent/33 Linkville	2361	259	10.97%	2361	359	173	48.19%	181	50.42%	5	1.39%			
32 Tiffany Springs	3324	192	5.78%	3324	289	134	46.37%	145	50.17%	10	3.46%			
34 Barry East	3357	351	10.46%	3357	463	228	49.24%	229	49.46%	6	1.30%			
35 Northern Heights	2590	196	7.57%	2590	298	145	48.66%	147	49.33%	6	2.01%			
38 Line Creek	2993	168	5.61%	2993	249	120	48.19%	121	48.59%	8	3.21%			
40 Barry North	3622	200	5.52%	3622	295	148	50.17%	141	47.80%	6	2.03%			
41 Park Hill North	2585	166	6.42%	2585	251	127	50.60%	120	47.81%	4	1.59%			
42 Barry South	2486	224	9.01%	2486	347	164	47.26%	172	49.57%	11	3.17%			
44 Seven Bridges	4453	1023	22.97%	4453	1364	672	49.27%	678	49.71%	14	1.03%			
45 Parkville West	2525	170	6.73%	2525	254	118	46.46%	132	51.97%	4	1.57%			
ABSENTEE	-	787	-	0	1192	577	48.41%	592	49.66%	23	1.93%			
Total	66355	7767	11.71%	66355	10936	5343	48.86%	5390	49.29%	203	1.86%			



Stephen Fooster  
 Bruce E. Kern

Jurisdiction Wide	Turnout		Park Hill School District										
	Reg. Voters	Ballots Cast	% Turnout	Reg. Voters	Total Votes	Brandy Maltbia Woodley (NP)	Harrison Todd (NP)	Sadie Peterson (NP)	Write-in				
01 Riverside / 03 Northmoor	2889	171	5.92%	2889	275	95	34.55%	104	37.82%	70	25.45%	6	2.18%
02 Prairie Point	1084	81	7.47%	1084	136	49	36.03%	51	37.50%	34	25.00%	2	1.47%
04 Houston Lake / 37 Southeast	3751	215	5.73%	3751	377	145	38.46%	143	37.93%	86	22.81%	3	0.80%
05 Parkville	2934	245	8.35%	2934	435	158	36.32%	188	43.22%	81	18.62%	8	1.84%
06 Par 4	3682	176	4.78%	3682	319	120	37.62%	131	41.07%	63	19.75%	5	1.57%
07 Platte Hills / 15 Hampton East	2245	113	5.03%	2245	198	78	39.39%	78	39.39%	37	18.69%	5	2.53%
08 Platte Woods / 36 Park Hill	1546	108	6.99%	1546	174	61	35.06%	65	37.36%	45	25.86%	3	1.72%
09 Lake Waukomis	699	148	21.17%	699	202	63	31.19%	65	32.18%	73	36.14%	1	0.50%
10 Weatherby Lake	1621	481	29.67%	1621	730	218	29.86%	286	39.18%	215	29.45%	11	1.51%
11 Embassy	1523	150	9.85%	1523	252	86	34.13%	86	34.13%	76	30.16%	4	1.59%
13 Hampton West	3194	170	5.32%	2771	231	73	31.60%	93	40.26%	58	25.11%	7	3.03%
30 Ferrelview/31 Mid-Continent/33 Linkville	2361	259	10.97%	192	5	2	40.00%	1	20.00%	2	40.00%	0	-
32 Tiffany Springs	3324	192	5.78%	3323	324	121	37.35%	121	37.35%	78	24.07%	4	1.23%
35 Northern Heights	2590	196	7.57%	2590	331	127	38.37%	114	34.44%	82	24.77%	8	2.42%
38 Line Creek	2993	168	5.61%	2993	298	119	39.93%	109	36.58%	61	20.47%	9	3.02%
40 Barry North	3622	200	5.52%	3622	355	147	41.41%	119	33.52%	88	24.79%	1	0.28%
41 Park Hill North	2585	166	6.42%	2585	284	102	35.92%	108	38.03%	71	25.00%	3	1.06%
42 Barry South	2486	224	9.01%	2486	385	150	38.96%	149	38.70%	82	21.30%	4	1.04%
45 Parkville West	2525	170	6.73%	2523	294	104	35.37%	110	37.41%	62	21.09%	18	6.12%
ABSENTEE	-	787	-	0	700	210	30.00%	248	35.43%	223	31.86%	19	2.71%
Total	66355	7767	11.71%	45059	6305	2228	35.34%	2369	37.57%	1587	25.17%	121	1.92%





Turnout Smithville R-2 School District

Jurisdiction Wide	Turnout		Reg. Voters	Ballots Cast	% Turnout	Reg. Voters	Total Votes	Brooke Perkins (NP)	Johanna Pruitt (NP)	Write-in
	Reg. Voters	Ballots Cast								
25 Edgerton / 26 Ridgely	1189	191	362	49	16.06%	362	49	25 51.02%	21 42.86%	3 6.12%
29 Hoover / 43 Shiloh	2118	432	730	121	20.40%	730	121	61 50.41%	60 49.59%	0 -
ABSENTEE	-	787	0	17	-	0	17	8 47.06%	8 47.06%	1 5.88%
<b>Total</b>	<b>66355</b>	<b>7767</b>	<b>1092</b>	<b>187</b>	<b>11.71%</b>	<b>1092</b>	<b>187</b>	<b>94 50.27%</b>	<b>89 47.59%</b>	<b>4 2.14%</b>



Turnout			
	Reg. Voters	Ballots Cast	% Turnout
Jurisdiction Wide	1189	191	16.06%
25 Edgerton / 26 Ridgely	-	787	-
ABSENTEE	66355	7767	11.71%
Total			



Turnout

	Reg. Voters	Ballots Cast	% Turnout
Jurisdiction Wide	2361	259	10.97%
30 Ferrelview/31 Mid-Continent/33 Linkville	-	787	-
ABSENTEE	66355	7767	11.71%
Total			

North Kansas City School District

	Reg. Voters	Total Votes	Joe Jacobs (NP)	Jane Rinehart (NP)	Brock Foley (NP)	Aryn Peters (NP)	Tirdad Daei (NP)	Susan Hines (NP)	Roy Copeland III (NP)	Write-in
Jurisdiction Wide										
30 Ferrelview/31 Mid-Continent/33 Linkville	1	0	0	-	0	-	0	-	0	-
ABSENTEE	0	0	0	-	0	-	0	-	0	-
Total	1	0	0	-	0	-	0	-	0	-





		Smithville Area Fire District										
Turnout		Reg. Voters	Ballots Cast	% Turnout	Reg. Voters	Total Votes	Brian Laybourne (NP)	Dalyn Novak (NP)	Cliff Grindel (NP)	Write-in		
Jurisdiction Wide		1189	191	16.06%	436	66	13	19.70%	26	39.39%	1	1.52%
25 Edgerton / 26 Ridgely		2118	432	20.40%	963	177	52	29.38%	63	35.59%	61	34.46%
29 Hoover / 43 Shiloh		-	787	-	0	17	7	41.18%	3	17.65%	6	35.29%
ABSENTEE		66355	7767	11.71%	1399	260	72	27.69%	92	35.38%	93	35.77%
Total											3	1.15%

Turnout

	Reg. Voters	Ballots Cast	% Turnout
Jurisdiction Wide			
14 Platte City	2615	503	19.24%
16 Beverly / 17 Tracy / 28 Settles Station	784	165	21.05%
29 Hoover / 43 Shiloh	2118	432	20.40%
44 Seven Bridges	4453	1023	22.97%
ABSENTEE	-	787	
Total	66355	7767	11.71%



Central Platte Fire District

Jurisdiction	Reg. Voters	Total Votes	Aaron Jung (NP)	Steve McCullough (NP)	Dan Laxson (NP)	Christopher Columbus (NP)	Robert N. O'Dell (NP)	Adam W. Roudebush (NP)	Write-in
Jurisdiction Wide	2615	1330	234	248	197	200	215	230	6
14 Platte City	649	363	72	65	55	42	72	55	2
16 Beverly / 17 Tracy / 28 Settles Station	1155	779	145	149	100	111	144	123	7
29 Hoover / 43 Shiloh	4336	2368	448	484	326	314	371	413	12
44 Seven Bridges	0	561	117	114	93	76	89	70	2
ABSENTEE	8755	5401	1016	1060	771	743	891	891	29
Total									
			17.59%	18.65%	14.81%	15.04%	16.17%	17.29%	0.45%
			19.83%	17.91%	15.15%	11.57%	19.83%	15.15%	0.55%
			18.61%	19.13%	12.84%	14.25%	18.49%	15.79%	0.90%
			18.92%	20.44%	13.77%	13.26%	15.67%	17.44%	0.51%
			20.86%	20.32%	16.58%	13.55%	15.86%	12.48%	0.36%
			18.81%	19.63%	14.28%	13.76%	16.50%	16.50%	0.54%



Jurisdiction Wide	Turnout		Weston Road District						
	Reg. Voters	Ballots Cast	% Turnout	Reg. Voters	Total Votes	Bill Baker (NP)	Write-in		
16 Beverly / 17 Tracy / 28 Settles Station	784	165	21.05%	65	5	4	80.00%	1	20.00%
18/19 Weston et al	2275	321	14.11%	2223	274	264	96.35%	10	3.65%
23 New Market / 24 Dearborn	815	185	22.70%	43	9	9	100.00%	0	-
ABSENTEE	-	787	-	0	32	30	93.75%	2	6.25%
<b>Total</b>	<b>66355</b>	<b>7767</b>	<b>11.71%</b>	<b>2331</b>	<b>320</b>	<b>307</b>	<b>95.94%</b>	<b>13</b>	<b>4.06%</b>







	Turnout		Revenue Bonds				
	Reg. Voters	Ballots Cast	% Turnout	Reg. Voters	Total Votes	YES	NO
Jurisdiction Wide	1189	191	16.06%	720	95	88	92.63%
25 Edgerton / 26 Ridgely	-	787	-	0	5	5	100.00%
ABSENTEE	66355	7767	11.71%	720	100	93	93.00%
Total						7	7.00%

Jurisdiction Wide	Turnout		NRAD 3				
	Reg. Voters	Ballots Cast	% Turnout	Reg. Voters	Total Votes	Kent Pine (NP)	Write-in
14 Platte City	2615	503	19.24%	445	59	58 98.31%	1 1.69%
16 Beverly / 17 Tracy / 28 Settles Station	784	165	21.05%	661	132	132 100.00%	0
18/19 Weston et al	2275	321	14.11%	46	3	3 100.00%	0
27 Camden Point	619	127	20.52%	139	17	17 100.00%	0
29 Hoover / 43 Shiloh	2118	432	20.40%	186	44	44 100.00%	0
44 Seven Bridges	4453	1023	22.97%	1963	424	421 99.29%	3 0.71%
ABSENTEE	-	787	-	0	70	70 100.00%	0
Total	66355	7767	11.71%	3440	749	745 99.47%	4 0.53%









Turnout Camden Point Ward 1

	Turnout		Camden Point Ward 1			
	Reg. Voters	Ballots Cast	% Turnout	Reg. Voters	Total Votes	Write-in
Jurisdiction Wide	619	127	20.52%	161	21	21 100.00%
27 Camden Point	-	787	-	0	1	1 100.00%
ABSENTEE	66355	7767	11.71%	161	22	22 100.00%
Total						





Edgerton Alderman At-Large

Jurisdiction Wide	Turnout		Reg. Voters	Ballots Cast	% Turnout	Reg. Voters	Total Votes	James Bosch (NP)	Vikki Kidwell (NP)	Candice Guyer (NP)	Charlene Cook (NP)	Write-in
	Reg. Voters	% Turnout										
25 Edgerton / 26 Ridgely	1189	16.06%	338	170	31	18.24%	21	12.35%	61	35.88%	57	33.53%
ABSENTEE	-	787	0	6	1	16.67%	0	-	3	50.00%	2	33.33%
Total	66355	7767	338	176	32	18.18%	21	11.93%	64	36.36%	59	33.52%





Turnout Houston Lake South Ward 1

Jurisdiction Wide	Turnout		Houston Lake South Ward 1		Write-in
	Reg. Voters	Ballots Cast	Reg. Voters	Total Votes	
04 Houston Lake / 37 Southeast	3751	215	79	7	7
ABSENTEE	-	787	0	0	0
Total	66355	7767	79	7	7
		5.73%			100.00%
		11.71%			100.00%

	Turnout		Houston Lake North Ward 2			
	Reg. Voters	Ballots Cast	% Turnout	Reg. Voters	Total Votes	Write-in
Jurisdiction Wide	3751	215	5.73%	81	11	11 100.00%
04 Houston Lake / 37 Southeast	-	787	-	0	4	4 100.00%
ABSENTEE	66355	7767	11.71%	81	15	15 100.00%
Total						

	Turnout		latan Trustee			
	Reg. Voters	Ballots Cast	% Turnout	Reg. Voters	Total Votes	Write-in
Jurisdiction Wide	2275	321	14.11%	25	24	24
18/19 Weston et al	-	787	-	0	0	0
ABSENTEE	66355	7767	11.71%	25	24	24
Total						100.00%

Jurisdiction Wide	Turnout		Lake Waukomis Mayor						
	Reg. Voters	Ballots Cast	% Turnout	Reg. Voters	Total Votes	Richard E. Zelfer (NP)	Write-in		
09 Lake Waukomis	699	148	21.17%	699	139	133	95.68%	6	4.32%
ABSENTEE	-	787	-	0	7	7	100.00%	0	-
Total	66355	7767	11.71%	699	146	140	95.89%	6	4.11%

Turnout Lake Waukomis NorthWard 1

Jurisdiction Wide	Turnout		Reg. Voters	Ballots Cast	% Turnout	Reg. Voters	Total Votes	Guy Groves (NP)	Bob Shinogle (NP)	Write-in
	Reg. Voters	Ballots Cast								
09 Lake Waukomis	699	148	333		21.17%	333	85	21	64	0
ABSENTEE	-	787	0	3	-	0	3	0	3	0
Total	66355	7767	333	88	11.71%	333	88	21	67	0

Turnout Lake Waukomis South Ward 2

Jurisdiction Wide	Turnout		Reg. Voters		Total		Clarence D. Matthews (NP)		Write-In
	Reg. Voters	Ballots Cast	% Turnout	Reg. Voters	Total	Reg. Voters	Total	Write-In	
09 Lake Waukomis	699	148	21.17%	366	57	56	98.25%	1	1.75%
ABSENTEE	-	787	-	0	4	4	100.00%	0	0
Total	66355	7767	11.71%	366	61	60	98.36%	1	1.64%

Jurisdiction Wide	Turnout		Northmoor Alderman At-Large				
	Reg. Voters	Ballots Cast	% Turnout	Reg. Voters	Total Votes	John W Butner (NP)	Write-in
01 Riverside / 03 Northmoor	2889	171	5.92%	173	6	5 83.33%	1 16.67%
ABSENTEE	-	787	-	0	0	0	0
Total	66355	7767	11.71%	173	6	5 83.33%	1 16.67%

	Turnout		Parkville Municipal Judge				
	Reg. Voters	Ballots Cast	% Turnout	Reg. Voters	Total Votes	Kevin D. Humiston (NP)	Write-in
Jurisdiction Wide							
05 Parkville	2934	245	8.35%	2934	209	201	8
45 Parkville West	2525	170	6.73%	2525	140	135	5
ABSENTEE	-	787	-	0	35	33	2
Total	66355	7767	11.71%	5459	384	369	15



Jurisdiction Wide	Turnout		Parkville Ward 1				
	Reg. Voters	Ballots Cast	% Turnout	Reg. Voters	Total Votes	Tina Welch (NP)	Write-in
05 Parkville	2934	245	8.35%	1171	115	110	5
ABSENTEE	-	787	-	0	12	10	2
<b>Total</b>	<b>66355</b>	<b>7767</b>	<b>11.71%</b>	<b>1171</b>	<b>127</b>	<b>120</b>	<b>7</b>
						94.49%	5.51%

	Turnout		Parkville Ward 2				
	Reg. Voters	Ballots Cast	% Turnout	Reg. Voters	Total Votes	Bob Bennett (NP)	Write-in
Jurisdiction Wide	2934	245	8.35%	1763	95	92	3
05 Parkville	-	787	-	0	9	9	0
ABSENTEE	66355	7767	11.71%	1763	104	101	3
Total						97.12%	2.88%

Turnout Parkville Ward 3

Jurisdiction Wide	Turnout		Reg. Voters		Total		Stephen Melton (NP)		Write-in	
	Reg. Voters	Ballots Cast	% Turnout	Reg. Voters	Reg. Voters	Total Votes	Stephen Melton (NP)	Stephen Melton (NP)	Write-in	
45 Parkville West	2525	170	6.73%	1265	1265	77	76	98.70%	1	1.30%
ABSENTEE	-	787	-	0	0	8	8	100.00%	0	-
Total	66355	7767	11.71%	1265	1265	85	84	98.82%	1	1.18%





	Turnout		Platte Woods Ward 1				
	Reg. Voters	Ballots Cast	% Turnout	Reg. Voters	Total Votes	Larry W. Cory (NP)	Write-in
Jurisdiction Wide	1546	108	6.99%	152	18	18	100.00%
08 Platte Woods / 36 Park Hill	-	787	-	0	0	0	-
ABSENTEE	66355	7767	11.71%	152	18	18	100.00%
Total							

Turnout Platte Woods Ward 2

Jurisdiction Wide	Turnout		Platte Woods Ward 2			
	Reg. Voters	Ballots Cast % Turnout	Reg. Voters	Total Votes	Britton Snyder (NP)	Write-in
08 Platte Woods / 36 Park Hill	1546	108 6.99%	143	19	19 100.00%	0
ABSENTEE	-	787	0	0	0	0
Total	66355	7767 11.71%	143	19	19 100.00%	0







Turnout Platte City Ward 2

Jurisdiction Wide	Reg. Voters		Ballots Cast		% Turnout		Reg. Voters		Total Votes		Troy Miller (NP)		Write-in	
	Voters		Cast		Turnout	%	Voters		Votes		Votes			
14 Platte City	2615		503	19.24%	826	155	153	98.71%	2	1.29%				
ABSENTEE	-		787	-	0	10	10	100.00%	0	-				
<b>Total</b>	<b>66355</b>		<b>7767</b>	<b>11.71%</b>	<b>826</b>	<b>165</b>	<b>163</b>	<b>98.79%</b>	<b>2</b>	<b>1.21%</b>				

Jurisdiction Wide	Turnout		Platte City Ward 3						
	Reg. Voters	Ballots Cast	% Turnout	Reg. Voters	Total Votes	Debbie Kirkpatrick (NP)	Write-in		
14 Platte City	2615	503	19.24%	1146	176	174	98.86%	2	1.14%
ABSENTEE	-	787	-	0	22	21	95.45%	1	4.55%
<b>Total</b>	<b>66355</b>	<b>7767</b>	<b>11.71%</b>	<b>1146</b>	<b>198</b>	<b>195</b>	<b>98.48%</b>	<b>3</b>	<b>1.52%</b>







Turnout Riverside Ward 1

Jurisdiction Wide	Turnout		Riverside Ward 1			
	Reg. Voters	Ballots Cast % Turnout	Reg. Voters	Total Votes	Marilee Dawn Cockrell (NP)	Write-in
01 Riverside / 03 Northmoor	2889	171 5.92%	594	27	27 100.00%	0
ABSENTEE	-	787 -	0	4	3 75.00%	1 25.00%
Total	66355	7767 11.71%	594	31	30 96.77%	1 3.23%

Jurisdiction Wide	Turnout		Riverside Ward 2						
	Reg. Voters	Ballots Cast	% Turnout	Reg. Voters	Total Votes	Jill Beck (NP)	Write-in		
01 Riverside / 03 Northmoor	2889	171	5.92%	603	36	33	91.67%	3	8.33%
ABSENTEE	-	787	-	0	4	4	100.00%	0	-
<b>Total</b>	<b>66355</b>	<b>7767</b>	<b>11.71%</b>	<b>603</b>	<b>40</b>	<b>37</b>	<b>92.50%</b>	<b>3</b>	<b>7.50%</b>



Turnout Riverside Ward 3

Jurisdiction Wide	Turnout		Riverside Ward 3				
	Reg. Voters	Ballots Cast	% Turnout	Reg. Voters	Total Votes	Staci Blackwell -Bundy (NP)	Write-in
01 Riverside / 03 Northmoor	2889	171	5.92%	617	53	51 96.23%	2 3.77%
ABSENTEE	-	787	-	0	4	4 100.00%	0 -
Total	66355	7767	11.71%	617	57	55 96.49%	2 3.51%



Turnout Smithville Ward 3

Jurisdiction Wide	Turnout		Smithville Ward 3				
	Reg. Voters	Ballots Cast	% Turnout	Reg. Voters	Total Votes	Marvin Atkins (NP)	Write-in
29 Hoover / 43 Shiloh	2118	432	20.40%	3	1	1	100.00%
ABSENTEE	-	787	-	0	0	0	-
Total	66355	7767	11.71%	3	1	1	100.00%



Tracy Alderman At-Large Unexpired

	Turnout		Tracy Alderman At-Large Unexpired			
	Reg. Voters	Ballots Cast	% Turnout	Reg. Voters	Total Votes	Write-in
Jurisdiction Wide	784	165	21.05%	210	37	1
16 Beverly / 17 Tracy / 28 Settles Station	-	787	-	0	1	0
ABSENTEE	66355	7767	11.71%	210	38	1
Total						2.63%



Turnout Weatherby Lake West Ward

Jurisdiction Wide	Turnout		Weatherby Lake West Ward							
	Reg. Voters	Ballots Cast	% Turnout	Reg. Voters	Total Votes	Paula York (NP)	Rick Footer (NP)	Write-in		
10 Weatherby Lake	1621	481	29.67%	812	212	94	44.34%	118	55.66%	0
ABSENTEE	-	787	-	0	11	7	63.64%	4	36.36%	0
Total	86355	7767	11.71%	812	223	101	45.29%	122	54.71%	0

Jurisdiction Wide	Turnout		Weatherby Lake East Ward					
	Reg. Voters	Ballots Cast	% Turnout	Reg. Voters	Total Votes	Tanya K. Finn (NP)	Tyler Patterson (NP)	Write-in
10 Weatherby Lake	1621	481	29.67%	809	262	93	168	1
ABSENTEE	-	787	-	0	8	3	5	0
Total	66355	7767	11.71%	809	270	96	173	1
						35.56%	64.07%	0.37%



	Turnout		Weston Ward 1				
	Reg. Voters	Ballots Cast	% Turnout	Reg. Voters	Total Votes	Greg Hoffman (NP)	Write-in
Jurisdiction Wide	2275	321	14.11%	600	71	67	4
18/19 Weston et al	-	787	-	0	2	2	0
ABSENTEE	66355	7767	11.71%	600	73	69	4
Total						94.52%	5.48%

	Turnout		Weston Ward 2							
	Reg. Voters	Ballots Cast	% Turnout	Reg. Voters	Total Votes	Joyce Burch (NP)	Jerry Gross (NP)	Write-in		
Jurisdiction Wide	2275	321	14.11%	599	173	92	53.18%	81	46.82%	0
18/19 Weston et al	-	787	-	0	16	10	62.50%	6	37.50%	0
ABSENTEE										
Total	66355	7767	11.71%	599	189	102	53.97%	87	46.03%	0